

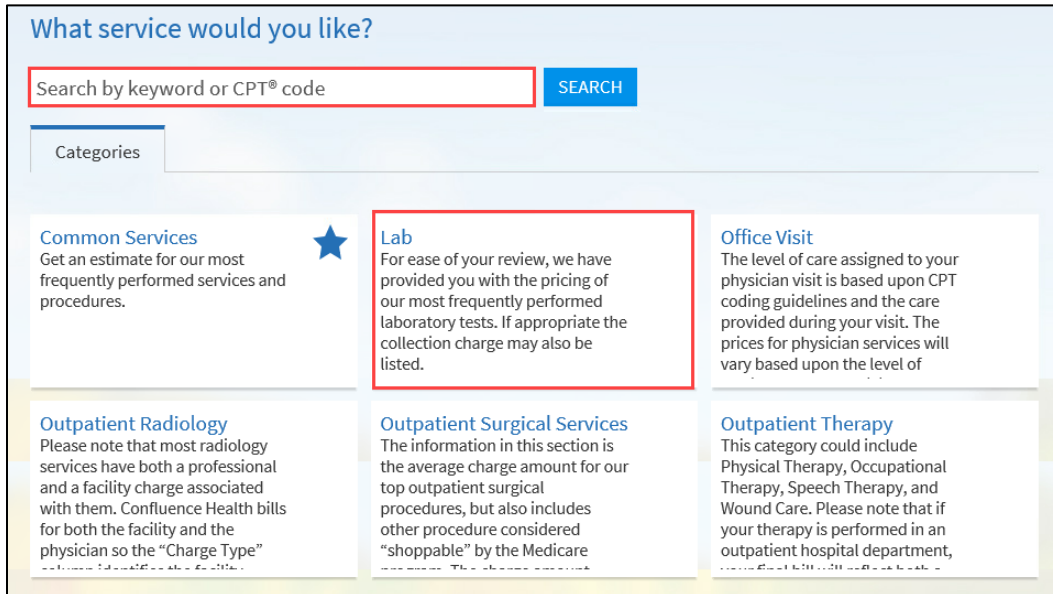


# Create Estimate in MyChart

1. Log into  MyChart.
2. To start the estimate, select  **Get an estimate** in the Quick Links section or go to **Billing > Estimates**.
3. Click **+ CREATE A NEW ESTIMATE**.
4. Search for the service in two ways:
  - Use the **Search** box and enter Key Word or CPT Code.
  - **Select a Category** and review available services. Click on the desired service to continue.



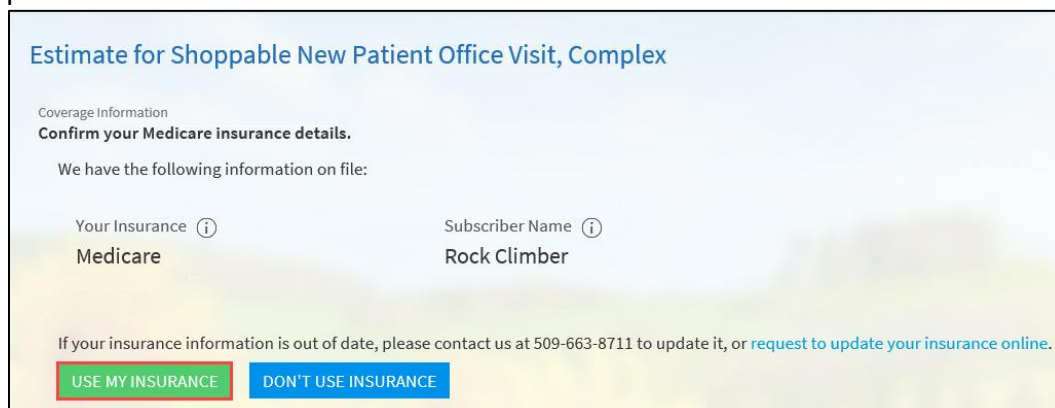
What service would you like?

Search by keyword or CPT® code

Categories

- Common Services**  
Get an estimate for our most frequently performed services and procedures.
- Lab**  
For ease of your review, we have provided you with the pricing of our most frequently performed laboratory tests. If appropriate the collection charge may also be listed.
- Office Visit**  
The level of care assigned to your physician visit is based upon CPT coding guidelines and the care provided during your visit. The prices for physician services will vary based upon the level of
- Outpatient Radiology**  
Please note that most radiology services have both a professional and a facility charge associated with them. Confluence Health bills for both the facility and the physician so the "Charge Type"
- Outpatient Surgical Services**  
The information in this section is the average charge amount for our top outpatient surgical procedures, but also includes other procedure considered "shoppable" by the Medicare
- Outpatient Therapy**  
This category could include Physical Therapy, Occupational Therapy, Speech Therapy, and Wound Care. Please note that if your therapy is performed in an outpatient hospital department,

5. Select **USE MY INSURANCE** to create with the insurance on file or **DON'T USE INSURANCE** for a full price estimate.



Estimate for Shoppable New Patient Office Visit, Complex

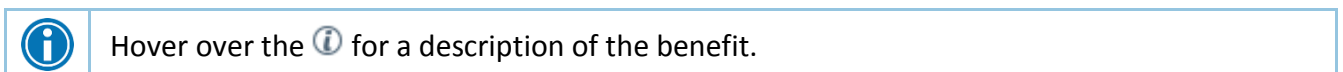
Coverage Information  
**Confirm your Medicare insurance details.**


We have the following information on file:

Your Insurance ⓘ Medicare      Subscriber Name ⓘ Rock Climber

If your insurance information is out of date, please contact us at 509-663-8711 to update it, or [request to update your insurance online.](#)

- a. If the system cannot verify the insurance, enter your benefit information for Remaining Deductible, Coinsurance, and Maximum Out-of-Pocket.



 Hover over the ⓘ for a description of the benefit.

- b. Select **USE THESE BENEFITS**.

## Estimate for Shoppable New Patient Office Visit, Complex

Coverage Information

**Commercial**

Please enter your benefits. These may be found on your member card or other material provided by your insurance provider. If you can't find this information, you can contact your insurance provider or call our customer service department at 509-663-8711.

Remaining Deductible ⓘ

\$

[I don't have a deductible](#)

Coinsurance ⓘ

%

[I don't have a coinsurance](#)

Maximum Out-of-Pocket ⓘ

\$

[I don't have a max out-of-pocket](#)

**b**

USE THESE BENEFITS







DON'T USE INSURANCE

SELECT A DIFFERENT SERVICE

6. Select the location tile of where the service will be provided.

Coverage Information  
✓ Medicare

Service Location  
✓ WVH E WENATCHEE

|  |   |   |
|--|---|---|
| <br><b>CWH MOSES LAKE</b><br>509-764-6400<br>840 E HILL AVE MOSES LAKE, WA 98837-2299 | <br><b>CWH OMAK</b><br>509-826-1800<br>916 KOALA AVE OMAK, WA 98841-9576           | <br><b>CWH WENATCHEE</b><br>509-663-8711<br>820 N CHELAN WENATCHEE, WA 98801-2028           |
| <br><b>WVH BREWSTER</b><br>509-689-8900<br>418W MAIN ST BREWSTER, WA 98812-0418       | <br><b>WVH CASHMERE</b><br>509-782-1541<br>303 COTTAGE AVE CASHMERE, WA 98815-1037 | <br><b>WVH E WENATCHEE</b><br>509-884-0614<br>100 HIGHLINE DR EAST WENATCHEE, WA 98802-5341 |

7. Review the estimate.

- To change Coverage Information or Service Location, select the  to open and edit.

8. When complete, check the box to accept the disclaimer.

9. Click **Save**.

### Estimate for Shoppable New Patient Office Visit, Complex

| You Pay      |       | Details            |        |
|--------------|-------|--------------------|--------|
| <b>\$210</b> |       | Total Fees ⓘ       | \$685  |
| Deductible ⓘ | \$210 | Insurance Covers ⓘ | -\$475 |
|              |       | You Pay ⓘ          | \$210  |

Coverage Information  
 ✓ Medicare 7

Service Location  
 ✓ WVH WENATCHEE

**Disclaimer**

I acknowledge that this is only an estimate of what I might pay for services based on the information I have provided. It does not represent a price guarantee, and the actual price may be higher or lower. Prices change over time and will vary depending on the actual services provided. Out-of-pocket responsibility will also vary depending on my coverage, and I acknowledge that any estimate provided does not represent a commitment from my health plan regarding my benefits.

Yes, I accept 8

9

10. To view or update the saved estimate, return to  **Get an estimate** in the Quick Links section or go to **Billing > Estimates** and select the estimate.

11. Use the Reference # when inquiring about the estimate.

### Estimates

Are you wondering what a procedure will cost? Get an estimate for common procedures from one of our locations near you.

[+ CREATE A NEW ESTIMATE](#)


#### Your Saved Estimates

These estimates have not been reviewed by our staff. Select an estimate for more details or to update it with new information.

**Shoppable New Patient Office Visit, Complex**

**\$210** (your estimated payment)

**Reference #298** Created 6/24/20, valid for 30 days

 WWH WENATCHEE