

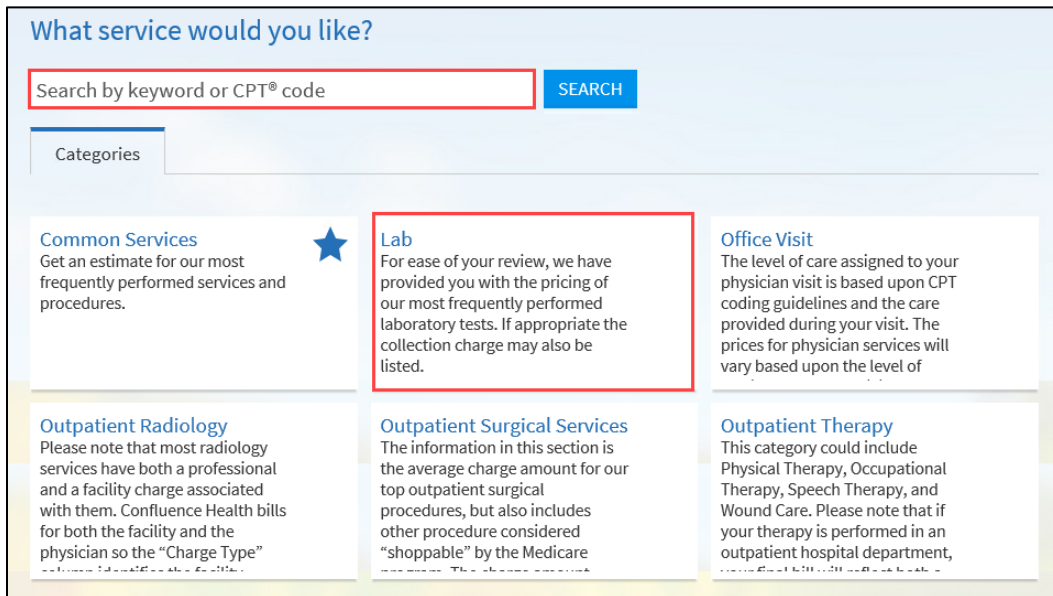


Create Estimate in MyChart

1. Log into  MyChart.
2. To start the estimate, select  **Get an estimate** in the Quick Links section or go to **Billing > Estimates**.
3. Click **+ CREATE A NEW ESTIMATE**.
4. Search for the service in two ways:
 - Use the **Search** box and enter Key Word or CPT Code.
 - **Select a Category** and review available services. Click on the desired service to continue.



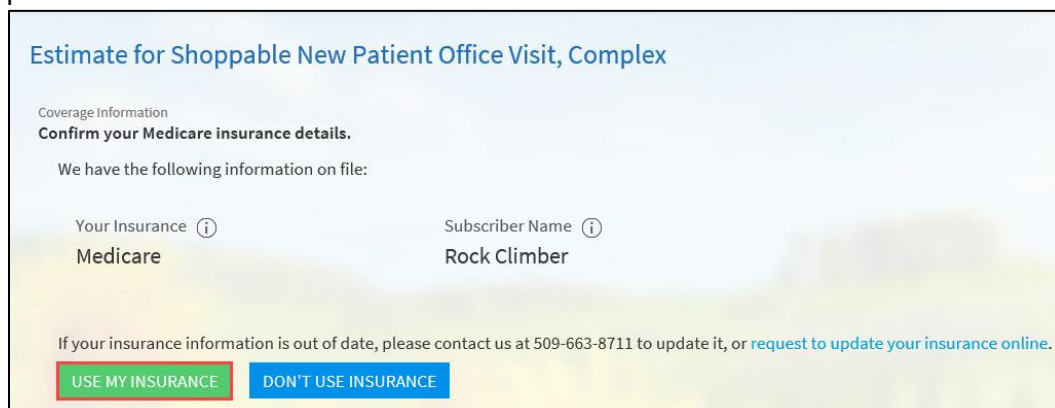
What service would you like?

Search by keyword or CPT® code

Categories

- Common Services**
Get an estimate for our most frequently performed services and procedures.
- Lab**
For ease of your review, we have provided you with the pricing of our most frequently performed laboratory tests. If appropriate the collection charge may also be listed.
- Office Visit**
The level of care assigned to your physician visit is based upon CPT coding guidelines and the care provided during your visit. The prices for physician services will vary based upon the level of
- Outpatient Radiology**
Please note that most radiology services have both a professional and a facility charge associated with them. Confluence Health bills for both the facility and the physician so the "Charge Type"
- Outpatient Surgical Services**
The information in this section is the average charge amount for our top outpatient surgical procedures, but also includes other procedure considered "shoppable" by the Medicare
- Outpatient Therapy**
This category could include Physical Therapy, Occupational Therapy, Speech Therapy, and Wound Care. Please note that if your therapy is performed in an outpatient hospital department,

5. Select **USE MY INSURANCE** to create with the insurance on file or **DON'T USE INSURANCE** for a full price estimate.



Estimate for Shoppable New Patient Office Visit, Complex

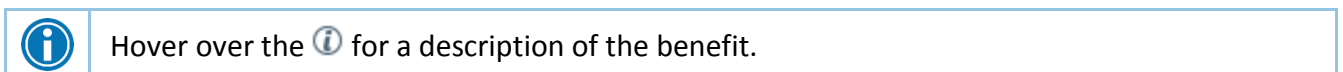
Coverage Information
Confirm your Medicare insurance details.



We have the following information on file:

Your Insurance ⓘ Medicare Subscriber Name ⓘ Rock Climber

If your insurance information is out of date, please contact us at 509-663-8711 to update it, or [request to update your insurance online.](#)

- a. If the system cannot verify the insurance, enter your benefit information for Remaining Deductible, Coinsurance, and Maximum Out-of-Pocket.



 Hover over the  for a description of the benefit.

- b. Select **USE THESE BENEFITS**.

Estimate for Shoppable New Patient Office Visit, Complex

Coverage Information

Commercial

Please enter your benefits. These may be found on your member card or other material provided by your insurance provider. If you can't find this information, you can contact your insurance provider or call our customer service department at 509-663-8711.

Remaining Deductible ⓘ

\$

I don't have a deductible

Coinsurance ⓘ

%

I don't have a coinsurance

Maximum Out-of-Pocket ⓘ

\$

I don't have a max out-of-pocket

b

USE THESE BENEFITS







DON'T USE INSURANCE

SELECT A DIFFERENT SERVICE

6. Select the location tile of where the service will be provided.

Coverage Information
✔ Medicare

Service Location
✔ WVH E WENATCHEE

 CWH MOSES LAKE 509-764-6400 840 E HILL AVE MOSES LAKE, WA 98837-2299	 CWH OMAK 509-826-1800 916 KOALA AVE OMAK, WA 98841-9576	 CWH WENATCHEE 509-663-8711 820 N CHELAN WENATCHEE, WA 98801-2028
 WVH BREWSTER 509-689-8900 418W MAIN ST BREWSTER, WA 98812-0418	 WVH CASHMERE 509-782-1541 303 COTTAGE AVE CASHMERE, WA 98815-1037	 WVH E WENATCHEE 509-884-0614 100 HIGHLINE DR EAST WENATCHEE, WA 98802-5341

7. Review the estimate.

- To change Coverage Information or Service Location, select the  to open and edit.

8. When complete, check the box to accept the disclaimer.

9. Click **Save**.

Estimate for Shoppable New Patient Office Visit, Complex

You Pay		Details	
\$210		Total Fees ⓘ	\$685
Deductible ⓘ	\$210	Insurance Covers ⓘ	-\$475
		You Pay ⓘ	\$210

Coverage Information
 ✓ Medicare **7**

Service Location
 ✓ WVH WENATCHEE

Disclaimer

I acknowledge that this is only an estimate of what I might pay for services based on the information I have provided. It does not represent a price guarantee, and the actual price may be higher or lower. Prices change over time and will vary depending on the actual services provided. Out-of-pocket responsibility will also vary depending on my coverage, and I acknowledge that any estimate provided does not represent a commitment from my health plan regarding my benefits.

Yes, I accept **8**

9

10. To view or update the saved estimate, return to  **Get an estimate** in the Quick Links section or go to **Billing > Estimates** and select the estimate.

11. Use the Reference # when inquiring about the estimate.

Estimates

Are you wondering what a procedure will cost? Get an estimate for common procedures from one of our locations near you.

[+ CREATE A NEW ESTIMATE](#)


Your Saved Estimates

These estimates have not been reviewed by our staff. Select an estimate for more details or to update it with new information.

Shoppable New Patient Office Visit, Complex

\$210 (your estimated payment)

Reference #298 Created 6/24/20, valid for 30 days

 WVH WENATCHEE